





District Health Assessment for Multiple District 301 through December 2025

		Clubs							Membership							Member Strength		Cancellation		Reports			Finance	Leadership			
District Name	Status/ Number of Months in Status *	Active Clubs	Clubs in Status Quo	Total Clubs	% Status Quo Clubs in Financial Suspension	New Clubs	Cancelled Clubs	YTD Net Club Gain/Loss	Current Members In Active Clubs	Current Members In Status Quo Clubs	Current Total Members Count	YTD Add	YTD Drop	YTD NetGrowth (includes Active and Status Quo)	YTD NetGrowth% (includes Active and Status Quo)	Member Count 12 Months Ago	Average Member Count Per Club	% of Clubs with less than 20 members	Average Cancelled Club Age	Members Lost Due to Cancelled Clubs	% of Clubs Reporting Service	% No MMR in 3 Months	% No Officer Report in 12 months	% of Clubs with balance 90+ days	Number of Zone Chairs Recorded	Number of Region Chairs Recorded	District Officers Vacancies **
301A2		104	1	105	100%	8	7	1	3644	24	3668	517	412	105	2.95%	3,201	35	13%	18	170	73%	40%	3%	20%	25	16	
301A3	T(24)	29	0	29	0%	4	4	0	901	0	901	192	141	51	6.00%	863	31	28%	10	81	55%	48%	21%	17%	8	3	
301A4	T(24)	34	0	34	0%	2	0	2	1168	0	1168	109	51	58	5.23%	1,115	34	21%	0	0	24%	82%	9%	59%	16	8	
301 B1		53	0	53	0%	5	1	4	1507	0	1507	238	164	74	5.16%	1,365	28	32%	4	23	83%	36%	0%	13%	18	9	
301 B2		46	1	47	100%	4	3	1	1446	13	1459	246	152	94	6.89%	1,210	31	19%	3	59	60%	53%	4%	17%	15	6	
301 C		67	0	67	0%	8	0	8	2372	0	2372	487	156	331	16.22%	1,961	35	13%	0	0	82%	39%	6%	22%	11	5	
301D1		66	2	68	100%	5	3	2	1779	20	1799	283	150	133	7.98%	1,507	27	29%	17	52	66%	49%	3%	25%	18	12	
301D2	T(2)	69	2	71	100%	1	7	-6	1187	12	1199	132	189	-57	-4.54%	1,691	17	63%	15	88	25%	62%	8%	11%	20	5	
301 E		71	6	77	100%	5	24	-19	2225	139	2364	297	782	-485	-17.02%	2,062	31	25%	12	510	34%	48%	4%	36%	37	11	
		539	12	551	100%	42	49	-7	16229	208	16437	2501	2197	304	1.88%	14,975	30	27%	13	983	58%	49%	5%	23%	168	75	




District Health Assessment for Multiple District 308 through December 2025

	Clubs								Membership							Member Strength		Cancellation		Reports			Finance		Leadership		
	Status/ Number of Months in Status *	Active Clubs	Clubs in Status Quo	Total Clubs	% Status Quo Clubs in Financial Suspension	New Clubs	Cancelled Clubs	YTD Net Club Gain/ Loss	Current Members In Active Clubs	Current Members In Status Quo Clubs	Current Total Members Count	YTD Add	YTD Drop	YTD NetGrowth (includes Active and Status Quo)	YTD NetGrowth% (includes Active and Status Quo)	Member Count 12 Months Ago	Average Member Count Per Club	% of Clubs with less than 20 members	Average Cancelled Club Age	Members Lost Due to Cancelled Clubs	% of Clubs Reporting Service	% No MMR in 3 Months	% No Officer Report in 12 months	% of Clubs with balance 90+ days	Number of Zone Chairs Recorded	Number of Region Chairs Recorded	District Officers Vacancies **
308 A2		97	0	97	0%	2	1	1	2927	0	2927	349	53	296	11.25%	2,663	30	23%	6	0	79%	68%	1%	12%	19	7	
308 B1		71	1	72	100%	1	0	1	2076	14	2090	249	79	170	8.85%	1,940	29	28%	0	0	100%	40%	0%	15%	16	6	
308 B2		127	1	128	100%	1	8	-7	3689	20	3709	329	278	51	1.39%	3,845	29	42%	10	55	72%	40%	1%	5%	21	17	
308 B3		69	0	69	0%	3	1	2	2293	0	2293	201	128	73	3.29%	2,296	33	20%	25	44	87%	57%	1%	13%	17	8	
		364	2	366	100%	7	10	-3	10985	34	11019	1128	538	590	5.66%	10,744	30	30%	11	99	82%	51%	1%	10%	73	38	




District Health Assessment for Multiple District 310 through December 2025

		Clubs							Membership							Member Strength		Cancellation		Reports			Finance	Leadership			
District Name	Status/ Number of Months in Status *	Active Clubs	Clubs in Status Quo	Total Clubs	% Status Quo Clubs in Financial Suspension	New Clubs	Cancelled Clubs	YTD Net Club Gain/Loss	Current Members In Active Clubs	Current Members In Status Quo Clubs	Current Total Members Count	YTD Add	YTD Drop	YTD NetGrowth (includes Active and Status Quo)	YTD NetGrowth% (includes Active and Status Quo)	Member Count 12 Months Ago	Average Member Count Per Club	% of Clubs with less than 20 members	Average Cancelled Club Age	Members Lost Due to Cancelled Clubs	% of Clubs Reporting Service	% No MMR in 3 Months	% No Officer Report in 12 months	% of Clubs with balance 90+ days	Number of Zone Chairs Recorded	Number of Region Chairs Recorded	District Officers Vacancies **
310 A1	T(24)	46	0	46	0%	1	2	-1	735	0	735	85	165	-80	-9.82%	729	16	70%	7	6	50%	28%	2%	2%	10	4	
310 A2	T(23)	42	0	42	0%	1	1	0	1113	0	1113	110	151	-41	-3.55%	1,151	27	52%	3	21	67%	48%	0%	21%	9	3	
310 B	T(14)	41	0	41	0%	1	0	1	1237	0	1237	89	108	-19	-1.51%	1,223	30	24%	0	0	34%	39%	0%	7%	9	3	
310 C	T(21)	44	0	44	0%	1	0	1	1231	0	1231	157	101	56	4.77%	1,117	28	34%	0	0	34%	25%	2%	9%	8	4	
310 D		76	1	77	100%	9	3	6	1511	13	1524	298	203	95	6.65%	1,445	20	45%	4	30	8%	58%	0%	3%	16	8	
310 E	T(7)	67	0	67	0%	2	2	0	1200	0	1200	91	227	-136	-10.18%	1,225	18	60%	1	46	13%	40%	0%	6%	14	6	
		316	1	317	100%	15	8	7	7027	13	7040	830	955	-125	-1.74%	6,890	22	49%	4	103	30%	42%	1%	7%	66	28	




District Health Assessment for District 204 through December 2025

		Clubs							Membership							Member Strength		Cancellation		Reports			Finance	Leadership			
District Name	Status/ Number of Months in Status *	Active Clubs	Clubs in Status Quo	Total Clubs	% Status Quo Clubs in Financial Suspension	New Clubs	Cancelled Clubs	YTD Net Club Gain/ Loss	Current Members In Active Clubs	Current Members In Status Quo Clubs	Current Total Members Count	YTD Add	YTD Drop	YTD NetGrowth (includes Active and Status Quo)	YTD NetGrowth% (includes Active and Status Quo)	Member Count 12 Months Ago	Average Member Count Per Club	% of Clubs with less than 20 members	Average Cancelled Club Age	Members Lost Due to Cancelled Clubs	% of Clubs Reporting Service	% No MMR in 3 Months	% No Officer Report in 12 months	% of Clubs with balance 90+ days	Number of Zone Chairs Recorded	Number of Region Chairs Recorded	District Officers Vacancies **
204		40	0	40	0%	1	0	1	1277	0	1277	139	141	-2	-0.16%	1,276	32	15%	0	0	85%	28%	3%	18%	9	2	
		40	0	40	0%	1	0	1	1277	0	1277	139	141	-2	-0.16%	1,276	32	15%	0	0	85%	28%	3%	18%	9	2	




District Health Assessment for District 309 through December 2025

	Clubs							Membership							Member Strength		Cancellation		Reports			Finance	Leadership					
	Status/ District Name	Number of Months in Status *	Active Clubs	Clubs in Status Quo	Total Clubs	% Status Quo Clubs in Financial Suspension	New Clubs	Cancelled Clubs	YTD Net Club Gain/ Loss	Current Members In Active Clubs	Current Members In Status Quo Clubs	Current Total Members Count	YTD Add	YTD Drop	YTD NetGrowth (includes Active and Status Quo)	YTD NetGrowth% (includes Active and Status Quo)	Member Count 12 Months Ago	Average Member Count Per Club	% of Clubs with less than 20 members	Average Cancelled Club Age	Members Lost Due to Cancelled Clubs	% of Clubs Reporting Service	% No MMR in 3 Months	% No Officer Report in 12 months	% of Clubs with balance 90+ days	Number of Zone Chairs Recorded	Number of Region Chairs Recorded	District Officers Vacancies **
309			106	0	106	0%	3	5	-2	3566	0	3566	646	280	366	11.44%	3,304	34	40%	13	154	67%	56%	2%	12%	19	7	
			106	0	106	0%	3	5	-2	3566	0	3566	646	280	366	11.44%	3,304	34	40%	13	154	67%	56%	2%	12%	19	7	



District Health Assessment for Ident 5843 - CAMBODIA,KINGDOM OF - UND through December 2025

		Clubs							Membership							Member Strength		Cancellation		Reports			Finance		Leadership		
District Name	Status/ Number of Months in Status *	Active Clubs	Clubs in Status Quo	Total Clubs	% Status Quo Clubs in Financial Suspension	New Clubs	Cancelled Clubs	YTD Net Club Gain/Loss	Current Members In Active Clubs	Current Members In Status Quo Clubs	Current Total Members Count	YTD Add	YTD Drop	YTD NetGrowth (includes Active and Status Quo)	YTD NetGrowth% (includes Active and Status Quo)	Member Count 12 Months Ago	Average Member Count Per Club	% of Clubs with less than 20 members	Average Cancelled Club Age	Members Lost Due to Cancelled Clubs	% of Clubs Reporting Service	% No MMR in 3 Months	% No Officer Report in 12 months	% of Clubs with balance 90+ days	Number of Zone Chairs Recorded	Number of Region Chairs Recorded	District Officers Vacancies **
Ident 5843 - CAMBODIA, KING DOM OF		5	0	5	0%	1	0	1	110	0	110	41	11	30	37.50%	68	22	40%	0	0	20%	40%	0%	40%	0	0	
		5	0	5	0%	1	0	1	110	0	110	41	11	30	37.50%	68	22	40%	0	0	20%	40%	0%	40%	0	0	



District Health Assessment for Ident 5845 - REP OF THE UNION OF MYANMAR - UND through December 2025

Status/ District Name of Months in Status *		Clubs							Membership							Member Strength		Cancellation		Reports			Finance		Leadership		
		Active Clubs	Clubs in Status Quo	Total Clubs	% Status Quo in Financial Suspension	New Clubs	Cancelled Clubs	YTD Net Club Gain/ Loss	Current Members In Active Clubs	Current Members In Status Quo Clubs	Current Total Members Count	YTD Add	YTD Drop	YTD NetGrowth (includes Active and Status Quo)	YTD NetGrowth% (includes Active and Status Quo)	Member Count 12 Months Ago	Average Member Count Per Club	% of Clubs with less than 20 members	Average Cancelled Club Age	Members Lost Due to Cancelled Clubs	% of Clubs Reporting Service	% No MMR in 3 Months	% No Officer Report in 12 months	% of Clubs with balance 90+ days	Number of Zone Chairs Recorded	Number of Region Chairs Recorded	District Officers Vacancies **
Ident 5845 - REP OF THE UNION OF MYANMAR		1	0	1	0%	0	0	0	20	0	20	0	0	0	0.00%	20	20	0%	0	0	0%	100%	100%	0%	0	0	
		1	0	1	0%	0	0	0	20	0	20	0	0	0	0.00%	20	20	0%	0	0	0%	100%	100%	0%	0	0	

* - District Status: P - Provisional, T - Transitional.
** - District Officers Vacancies: DG - District Governor, 1st VDG - First Vice District Governor, 2nd VDG - Second Vice District Governor.